


the **sensor** people

MLC 500, MLC 300

Type 4 and type 2 Safety Light Curtains
in three function classes



On the **safe side** with the MLC.


Universal, intelligent, robust.

The MLC is the newest generation of extremely robust Safety Light Curtains with very small housings. The sturdy design of the sensors and the customized functions together create a solid foundation for stable, reliable system operation.

The Basic, Standard and Extended function classes optimized for diverse applications can reliably fulfill all requirements, from simple standard applications to special controlled guarding systems.

	MLC 300	MLC 500
Type in accordance with EN IEC 61496	Type 2	Type 4
Category and Performance level in accordance with EN ISO 13849	Cat. 2, PL c	Cat. 4, PL e
SIL in accordance with IEC 61508 and SILCL in accordance with EN IEC 62061	SIL 1	SIL 3
Number of operating modes (Extended version)	–	5
Resolution [mm]	20, 30, 40, 90*	14, 20, 30, 40, 90*

* Protective field height of 150 mm to 3000 mm;
with 90 mm resolution: from 450 mm to 3000 mm



Always enough – never too much.


Depending on your requirements – type 2, type 4, Basic, Standard or Extended.

The **Basic version** of both the MLC 500 and the MLC 300 series offers the most important basic functions for point of operation guarding, danger zone guarding as well as access guarding with hand and finger detection.

The **Standard version** also features practical function extensions for improved performance.

The **Extended version** of the MLC 500 series (MLC 530) with its five different operating modes does not leave anything to be desired.

	Basic MLC 310 MLC 510	Standard MLC 320 MLC 520	Extended MLC 530
Range reduction on transmitter	X	X	X
Selectable transmission channels	X	X	X
LED display	X	X	X
7-segment display		X	X
Automatic start/restart	X	X	X
Start/restart interlock (RES)		X	X
Contactormonitoring (EDM)		X	
Blanking, floating or fixed			X
Muting			X
Device linkage			X
Scan modes (SingleScan, DoubleScan, MaxiScan)			X



Highly **efficient** guarding.

The **Basic** and **Standard** devices.

These devices provide that which is essential.

The Basic and Standard device models cost-efficiently cover the majority of typical guarding tasks – and this with simple handling and integration.

- Small and very sturdy housing design thanks to the front screen slightly set back in the device and reinforced side walls.
- Simple mounting with metal swivel mount (optional).
- Basic functions such as automatic start/restart, start/restart interlock (RES), contactor monitoring (EDM).
- Optimal handling thanks to function selection without PC as well as LED and 7-segment display with integrated 3-zone alignment aid.
- Prevention of mutual interference of the sensors thanks to selectable transmission channels and range reduction, if necessary.
- Universally applicable due to standard functions.
- Short global lead time.
- QR code on the sensor for quick service information.



More in one – the **Extended** devices.

Lots of extras for your individual requirements.

If you need a safety sensor with additional control functions, the MLC 530 Extended version is the perfect choice.

- Device linkage: makes possible the installation of two-channel, contact-based safety circuits as well as the serial connection of multiple devices with safety-related switching outputs (OSSDs).
- Muting: integrated function for timing controlled muting for the intended temporary bridging of the protective function, e.g. when transporting materials through the protective field.
- Fixed or floating beam blanking, reduced resolution: always necessary when objects must be located in the protective field for operational reasons.
- Various scan modes: select SingleScan, DoubleScan or MaxiScan to adjust availability.
- Teaching without PC: parameterizing and teaching, e.g. of floating beam blanking, is quick and easy.



Special functions are our **specialty**.

Maximum availability thanks to individual scan modes.

The three scan modes (SingleScan, DoubleScan, MaxiScan) give you several options for systematically influencing OSSD behavior. For instance, you can increase availability (tolerance) depending on the response time. In this way, you can effectively compensate for EMC influences, light physical shocks and brief protective field violations due to falling objects and the like in order to increase availability and productivity.

Practical cascading due to intelligent device linkage.

You can construct contact-based safety circuits with this function. This is useful in the event of beam blanking, for instance, in order to monitor the position of inserted objects or locks in the protective field.

You can also link safety-related switching outputs (OSSDs) and thereby connect devices with transistor outputs in series.

No dead space!

The mounting cylinder for the swivel mount can be very easily removed. This means you can fasten the Safety Light Curtain into the machine without allowing access through dead space.



If you need something extra:
accessories for every use.

Helpful in practical applications.

We offer much more than just sliding blocks for mounting: decide between mounting, parallel, swivel mounting, or clamp brackets.

Protective screens make for additional safety, e.g. in the event of flying sparks during welding.

Quick Response (QR) codes on Leuze electronic safety sensors simplify commissioning and maintenance for the user.

You can call up important information with QR codes directly with your cell phone, e.g. for diagnosing sensor messages or accessing FAQs, data sheets or the contact information of Leuze electronic Service should you need quick help.



Muting accessories.

Naturally, you also have access to our muting accessories, for instance:

- Device Columns
- Muting Sensor Sets
- Muting indicators
- Display and control units
- Connection boxes
- Cables



Optoelectronic Sensors

Cubic Series
Cylindrical Sensors, Mini Sensors, Fiber Optic Sensors
Measuring Sensors
Special Sensors
Light Curtains
Forked Sensors
Double Sheet Monitoring, Splice Detection
Inductive Switches
Accessories

Identification Systems

Data Transmission Systems

Distance Measurement

Bar Code Readers
RF-IDent-Systems
Modular Interfacing Units
Industrial Image Processing Systems
Optical Data Transmission Systems
Optical Distance Measurement/Positioning
Mobile Code Readers

Safety Sensors

Safety Systems

Safety Services

Safety Laser Scanners
Safety Light Curtains
Transceivers and Multiple Light Beam Safety Devices
Single Light Beam Safety Devices
AS-i-Safety Product Range
Safety Sensor Technology for PROFIBUS DP
Safety Switches, Safety Locking Devices, Safety Command Devices
Safety Relays
Sensor Accessories and Signal Devices
Safety Engineering Software
Machine Safety Services

Leuze electronic GmbH + Co. KG

In der Braike 1

D-73277 Owen / Germany

Phone +49 7021 573-0

Fax +49 7021 573-199

info@leuze.de

www.leuze.com